




NASL.2016			National Arena Swimming League																																			
League			London				Division				Premier				Round				Two																			
Venue			Herts Sports Village																																			
Date			12/11/2016																																			
Gala Number			3ER162326																																			
License number			3ER162326																																			
Lane			LANE 1				LANE 2				LANE 3				LANE 4				LANE 5				LANE 6				LANE 7				LANE 8							
BIST			COLT				CSCL				IPST				HISL				CWSL				SHIS				ENSL											
PLACE			8				7				3				1				2				4				5				6							
POINTS			145				165				250				317				292				240				201				188							
EVENTS			TIME				PLACE				POINTS				TIME				PLACE				POINTS				TIME				PLACE				POINTS			
22	Boys	13/u	ALEXANDER CATTON				Kai Cheng				Yann Divet				Owen Fletton				Dillon Chana				Pietro Ubertalli				Eoghan Cannon				Joe Overton							
Reason for no points																																						
23	Girls	15/u	1:11.26 8 1				1:08.32 5 4				1:06.35 3 6				1:06.75 4 5				1:05.22 2 7				1:08.87 6 3				1:10.12 7 2				1:04.43 1 8							
100m Butterfly			NELLIE EASTLAND				Olivia Norman				Lauren Brantley				Amie Philpot				Jemima Hall				Sophie Whelen				Mary Watts				Emily Halmes							
Reason for no points																																						
24	Boys	15/u	1:07.39 7 2				1:08.35 8 1				1:02.77 3 6				0:58.51 2 7				1:07.03 6 3				1:03.34 4 5				0:58.36 1 8				1:06.69 5 4							
100m Butterfly			WILLIAM PICTON				Jamie Coles				Benjamin Moore				Thomas Clare				Dillon Roglic				Benjamin Bradshaw				Joel Thompson				Oskar Soulas							
Reason for no points																																						
25	Ladies	Open	1:11.50 8 1				1:04.06 2 7				1:07.81 5 4				1:03.38 1 8				1:05.57 3 6				1:10.24 7 2				1:08.22 6 3				1:07.55 4 5							
100m Backstroke			JOSIE PREVIOUS-WHITE				Martha Duley				Ann-Sophie Schmit				Rebecca Sherwin				Loulou Vos				Charlotte O'Leary				Sophie Quach				Lena Soulas							
Reason for no points																																						
26	Mens	Open	1:01.06 5 4				1:01.36 7 2				1:01.39 8 1				0:58.56 2 7				0:58.18 1 8				1:01.08 6 3				1:00.05 4 5				0:59.05 3 6							
100m Backstroke			DANIEL CHADA				Arran Francis				Bryce Puszet				Regan Lloyd				Thomas Flaherty				Oliver Bitowt				Lee Hammond				Joseph Zlotnick							
Reason for no points																																						
27	Girls	10/11 Years	0:45.76 6 3				0:45.94 7 2				0:37.98 1 8				0:42.69 5 4				0:42.19 4 5				0:41.86 3 6				0:40.06 2 7				0:46.26 8 1							
50m Breaststroke			GRACE MASSINGHAM-LAMPRELL				Molly Grieve				Ella McEver				Hollie Armstrong				Aura Gleeson				Agnes van Lanschoot				Francesca Hatchard				Ranithma Kularatne							
Reason for no points																																						
28	Boys	10/11 Years	0:44.87 5 4				0:42.19 4 5				0:00.00				0:39.63 1 8				0:40.75 3 6				0:39.88 2 7				0:44.91 6 3				0:49.77 7 2							
50m Breaststroke			JAMES GISBORNE				Alfie Francis				Oliver Wright				Aidan Pilcher				Luke Flynn				Edward Whittles				Sebastian Lange-Andrews				Aidan Ralph							
Reason for no points			L3 4.4																																			
29	Girls	13/u	1:18.44 8 1				1:06.67 1 8				1:09.97 4 5				1:12.43 5 4				1:08.93 3 6				1:07.02 2 7				1:16.25 7 2				1:12.71 6 3							
100m Butterfly			ELEANOR MASON				Sophie Freeman				Marliese Rittenhouse				Emma Cruickshanks				Ruby Fraser				Caroline Lewitt				Hannah Coupar				Ellisia Baxter							
Reason for no points																																						
30	Boys	13/u	1:11.46 4 5				1:20.05 7 2				1:11.93 5 4				0:00.00				1:04.83 1 8				1:15.91 6 3				1:09.57 3 6				1:07.52 2 7							
100m Butterfly			THOMAS OGDEN				Kai Cheng				Yann Divet				William Pestell				Dillon Chana				Pietro Ubertalli				Elijah Kendrick				Sam Cornish							
Reason for no points			L4 8.4																																			
31	Girls	15/u	1:00.26 3 6				1:03.44 8 1				1:02.30 7 2				0:58.75 1 8				0:58.95 2 7				1:00.82 5 4				1:02.10 6 3				1:00.27 4 5							
100m Freestyle			MIA CARTER				Abbie McCarthy				Alexis Lambropoulos				Mia Maspers				Jemima Hall				Anna Podurgiel				Hannah Eastbury				Emma Montague							
Reason for no points																																						
32	Boys	15/u	1:00.74 7 2				1:01.24 8 1				0:56.35 2 7				0:54.37 1 8				0:58.74 5 4				0:57.49 4 5				0:59.61 6 3				0:57.33 3 6							
100m Freestyle			MATTEO TONTODONATI				Alexander Williamson				Alexander Borisov				Thomas Clare				Claran Bateman				Alex Rowson				Louis Stewart				James Parsons							
Reason for no points																																						
33	Ladies	Open	1:17.38 4 5				1:19.67 7 2				1:15.04 2 7				1:16.46 3 6				1:18.27 5 4				1:10.57 1 8				1:18.78 6 3				1:20.08 8 1							
100m Breaststroke			CIRA FLETCHER				Elinor Duley				Madison Hookway				Annabelle Burgess				Alyssa Knightley				Georgina Heyn				Leah Hamilton				Mia Hawkes							
Reason for no points																																						
34	Mens	Open	1:11.95 6 3				1:13.31 8 1				1:08.93 2 7				1:10.32 4 5				1:04.69 1 8				1:10.55 5 4				1:09.58 3 6				1:12.51 7 2							
100m Breaststroke			JOSEPH COLLINS				Nicholas Mitchell				Soroush Khajegi				Samuel Cottee				Luke Spain				Thomas Khan				George Rutter				Samuel Pereira							
Reason for no points																																						
35	Girls	10/11 Years	0:36.63 8 1				0:34.01 6 3				0:32.34 3 6				0:31.67 2 7				0:33.01 4 5				0:34.15 7 2				0:31.06 1 8				0:33.20 5 4							
50m Freestyle			ISABELLA GOOD				Ruby Chalmers				Sian Tibbury				Karys-Rose Bunn				Gabriella Neal				Matilda Littimore				Francesca Hatchard				Freya Nice							
Reason for no points																																						
36	Boys	10/11 Years	0:35.45 7 2				0:36.14 8 1				0:31.90 5 4				0:30.03 2 7				0:31.48 4 5				0:29.59 1 8				0:30.72 3 6				0:33.98 6 3							
50m Freestyle			THOMAS HARRIS GEE				Daniel Hinmworth				Brandon Bliss				Aidan Pilcher				Luke Flynn				Pietro Ferraresi				Archie Ng				Mark Prenga							
Reason for no points																																						
37	Girls	13/u	1:05.65 7 2				1:00.63 1 8				1:01.36 4 5				1:01.17 3 6				1:00.65 2 7				1:05.90 8 1				1:04.63 5 4				1:05.13 6 3							
100m Freestyle			MILLIE FIELDS				Sophie Freeman				Julia Murphy				Safia Button				Niamh Barber				Clara Von Opel				Rebecca South				Natasha Welch							
Reason for no points																																						
38	Boys	13/u	1:01.94 5 4				1:05.51 8 1				1:01.12 3 6				1:00.64 2 7				0:58.35 1 8				1:02.93 7 2				1:02.84 6 3				1:01.52 4 5							
100m Freestyle			MARCO TONTODONATI				Luke Ledwidge				Amir Castronovo				William Pestell				Aarian Lally				Herbert Bingham				Eoghan Cannon				Joe Overton							
Reason for no points																																						
39	Girls	15/u	1:16.45 1 8				1:20.29 6 3				1:18.05 5 4				1:20.53 7 2				1:17.59 4 5				1:17.39 2 7				1:17.46 3 6				1:28.44 8 1							
100m Breaststroke			CHLOE OGDEN				Rebecca Girolami				Lauren Brantley				Nicole Chandler				Alyssa Knightley				Emily Suminski				Leah Hamilton				Chloe Howe							
Reason for no points																																						
40	Boys	15/u	1:12.13 5 4				1:15.11 7 2				1:09.74 2 7				1:10.11 3 6				1:12.20 6 3				1:10.98 4 5				1:07.56 1 8				1:15.23 8 1							
100m Breaststroke			BRYN COUSER				Jamie Coles				Alexander Borisov				Sam Perkins				Claran Bateman				Daniel Leznin				Joel Thompson				George Bullock							
Reason for no points																																						

NASL.2016			National Arena Swimming League																									
  			League London				Division Premier				Round Two				Gala Number Two													
Venue Herts Sports Village			Date 12/11/2016				License number 3ER162326																					
LANE 1 BIST		LANE 2 COLT		LANE 3 CSCL		LANE 4 IPST		LANE 5 HISL		LANE 6 CWSL		LANE 7 SHIS		LANE 8 ENSL														
PLACE 8		PLACE 7		PLACE 3		PLACE 1		PLACE 2		PLACE 4		PLACE 5		PLACE 6														
POINTS 145		POINTS 165		POINTS 250		POINTS 317		POINTS 292		POINTS 240		POINTS 201		POINTS 188														
EVENTS			TIME		PLACE		POINTS		TIME		PLACE		POINTS		TIME		PLACE		POINTS									
41	Ladies	Open	100m Freestyle		0:58.11	4	5	0:57.86	3	6	1:00.02	7	2	0:58.71	5	4	0:59.07	6	3	0:56.81	1	8	1:01.12	8	1	0:57.71	2	7
			Reason for no points		ELINAH PHILLIP		Martha Duley		Natalia Kaczmarczyk		Rebecca Sherwin		Loulou Vos		Georgina Boyle		Sophie Quach		Mia Hawkes									
42	Mens	Open	100m Freestyle		0:55.07	5	4	0:55.28	6	3	0:55.85	7	2	0:51.28	2	7	0:53.07	3	6	0:57.27	8	1	0:51.25	1	8	0:53.83	4	5
			Reason for no points		BRADLEY VEITCH		Arran Francis		Soroush Khajegi		Regan Lloyd		Thomas Flaherty		Barnaby Garland		Harry Stacey		Joseph Zlotnick									
43	Girls	9 /11 Years	4 x 50m Medley Relay		2:47.81	8	1	2:36.46	6	3	2:30.39	3	6	2:28.87	2	7	2:30.75	4	5	2:35.01	5	4	2:26.73	1	8	2:41.15	7	2
			Reason for no points																									
44	Boys	9 /11 Years	4 x 50m Medley Relay		2:52.85	7	2	2:41.00	5	4	2:27.33	2	7	2:27.43	3	6	2:31.29	4	5	2:20.58	1	8	0:00.00			2:47.71	6	3
			Reason for no points																		T6 10.11							
45	Girls	13/u	4 x 50m Freestyle Relay		2:03.63	8	1	1:57.38	5	4	1:55.57	3	6	1:53.94	2	7	1:52.96	1	8	1:56.58	4	5	2:02.10	7	2	2:01.44	6	3
			Reason for no points																									
46	Boys	13/u	4 x 50m Freestyle Relay		1:59.90	5	4	2:10.30	8	1	1:55.10	2	7	1:56.03	3	6	1:49.51	1	8	1:57.26	4	5	2:02.39	7	2	2:01.04	6	3
			Reason for no points																									
47	Girls	15/u	4 x 50m Medley Relay		2:07.38	5	4	2:09.09	6	3	2:12.40	8	1	2:05.39	3	6	2:03.48	1	8	2:05.96	4	5	2:11.29	7	2	2:04.58	2	7
			Reason for no points																									
48	Boys	15/u	4 x 50m Medley Relay		1:58.78	5	4	2:03.12	8	1	1:55.32	2	7	1:55.20	1	8	1:58.16	4	5	1:56.99	3	6	2:00.77	6	3	2:01.72	7	2
			Reason for no points																									
49	Ladies	Open	6 x 50m Freestyle Relay		2:49.63	6	3	2:49.85	7	2	2:48.51	5	4	2:45.68	2	7	2:45.72	3	6	2:44.38	1	8	2:55.98	8	1	2:46.27	4	5
			Reason for no points																									
50	Mens	Open	6 x 50m Freestyle Relay		2:34.56	5	4	2:38.34	8	1	2:31.30	4	5	2:28.88	1	8	2:29.14	3	6	2:36.96	7	2	2:28.58	2	7	2:34.72	6	3
			Reason for no points																									
TOTALS OF ALL PLACES PER CLUB			1st	1	1st	4	1st	3	1st	12	1st	13	1st	9	1st	7	1st	1										
			2nd		2nd	3	2nd	12	2nd	17	2nd	6	2nd	4	2nd	3	2nd	5										
			3rd	2	3rd	1	3rd	9	3rd	10	3rd	9	3rd	6	3rd	8	3rd	5										
			4th	4	4th	5	4th	6	4th	4	4th	13	4th	9	4th	1	4th	8										
			5th	14	5th	6	5th	10	5th	5	5th	2	5th	4	5th	5	5th	4										
			6th	5	6th	9	6th	2	6th		6th	5	6th	9	6th	8	6th	12										
			7th	10	7th	8	7th	5	7th	1	7th	2	7th	7	7th	10	7th	8										
			8th	14	8th	14	8th	2	8th		8th		8th	2	8th	7	8th	7										
			BIST		COLT		CSCL		IPST		HISL		CWSL		SHIS		ENSL											
POINTS AT EVENT 10			27		33		50		70		62		50		38		30											
POINTS AT EVENT 18			48		65		91		124		106		81		65		68											
POINTS AT EVENT 26			63		97		131		173		151		119		99		104											
POINTS AT EVENT 34			92		119		171		216		199		163		132		131											
POINTS AT EVENT 42			122		146		207		262		241		197		176		160											