

Contemporary Issues - Instructions for the online course

The link to take you straight to the registration page on the ASA website appears below.

http://www.theiosonline.com/Courses.aspx?itemid=27504&itemtitle=Contemporary%20Issue&sitesectionid=43&sitesectiontitle=Qualifications&destination=Courses.aspx%3fsitesectionid%3d43%26sitesectiontitle%3dQualifications%26region%3d%26cType%3d%26page%3d2&cType=2&itemType=cpd_seminar

The screenshot displays the IoS website interface for the 'Contemporary Issues' course. The header includes the IoS logo, a 'FIND TRAINING' search bar, and navigation tabs for 'MY IOS', 'ALL TRAINING', 'ALL RESOURCES', 'TEACHING AQUATICS', 'COACHING SWIMMING', 'AQUATIC DISCIPLINES', 'POOL PLANT OPERATORS', and 'IOS MEMBERSHIPS'. The main content area is titled 'SEARCH FOR A COURSE' and shows the course title 'Contemporary Issues'. A blue arrow points to the 'BOOK NOW' button. The course details include:

- Sport:** Teaching Swimming, Coaching Swimming, Diving, Water Polo, Synchro Swimming
- Start Date:** 1.01.2016
- Closing date for applications:** 31.12.2016
- Tutors:** Online Learning
- Available Places:** 4062
- Price:** £0.00

The 'LOCATION' section shows a map of Loughborough University and provides the following information:

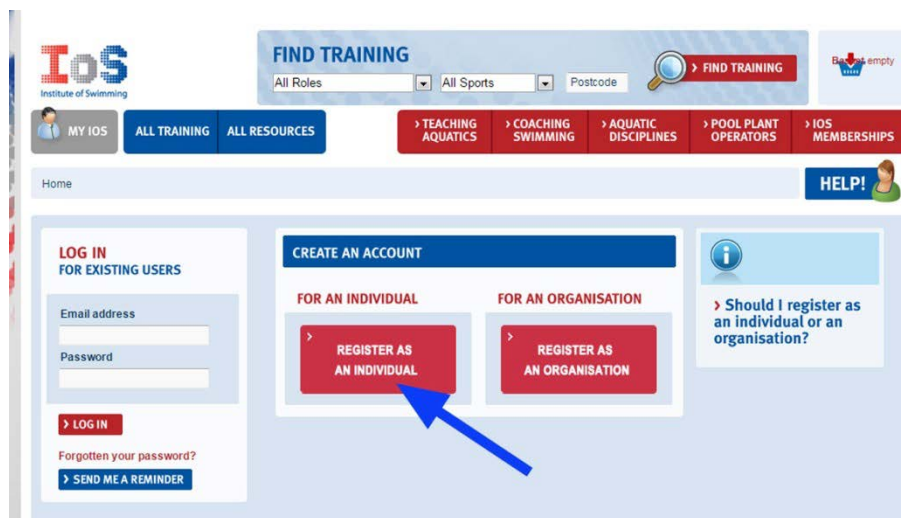
- Venue:** Online Learning
- Address:** Online Learning LE113QF
- Region:** Online

The 'Prerequisites' section states: 'Further information can be found in the details of the learning'. The 'Units' section is 'n/a'. The 'Details' section explains that online modules have a go-live date and provides a list of five learning objectives:

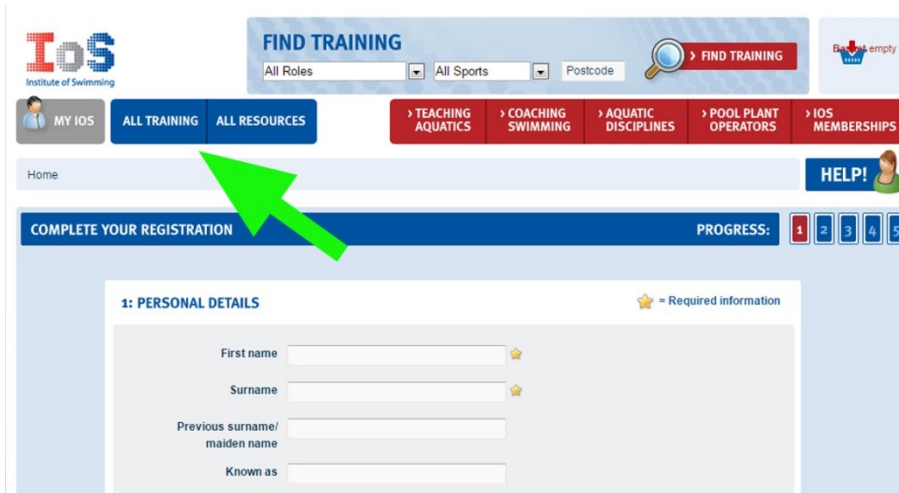
1. Understand the need to abide by the British Swimming/ASA Code of Ethics
2. Identify procedures for safeguarding children
3. Understand the meaning and embrace equality and diversity
4. Understand health and safety considerations
5. Raise awareness of the Aquatic structure and officiating pathways within each discipline

A 'CANT DECIDE?' section offers a question box for users with specific queries about the course.

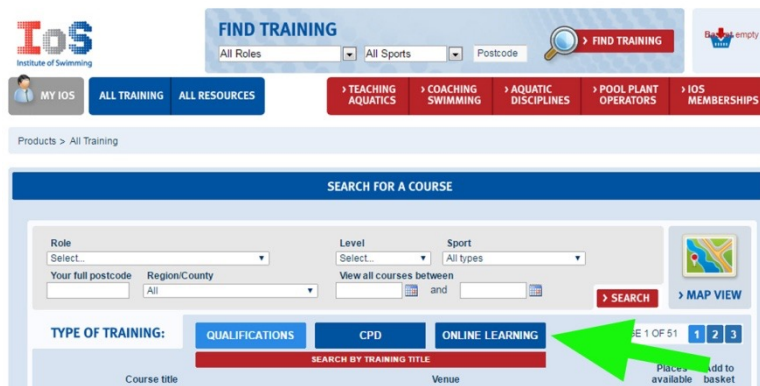
- Either control click on the link or paste it into Explorer/Chrome or whatever browser you are using, Safari for Mac users.



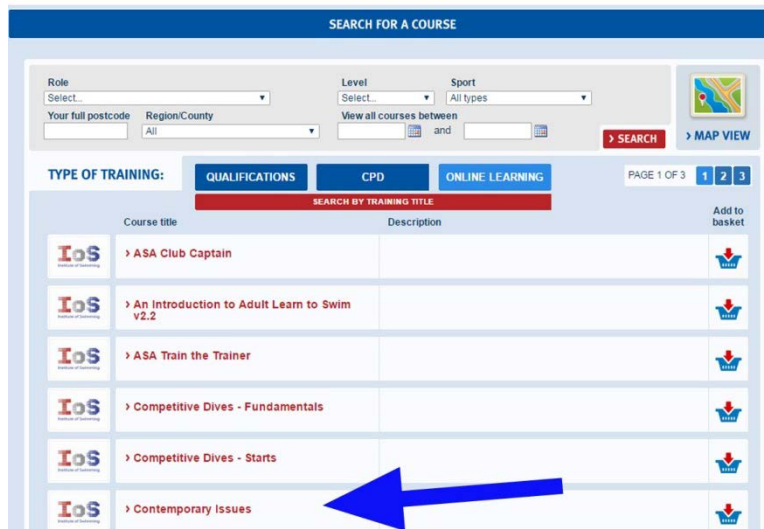
- Click the book now tab then register as an individual.



- When you have registered click on blue tab 'All training'
- Then on the next page on 'search for a course' click on 'ONLINE LEARNING' Then contemporary Issues and it adds to your basket (Just like shopping on Amazon!)



- On the Contemporary Issues page click the red 'BOOK NOW' button and you should be under way!



When you have completed the course your score will appear on the screen.

There has been a problem with a few passes not getting registered and once the screen with the pass mark on it goes you cannot get it back. I suggest the following:

When your score is on the screen press the 'prt sc' (print screen) key, it is on the top right normally in the row of function keys.

This will hold the screen image on the clipboard

Apple users

Press Command (⌘)-Shift-3

Open a new word document and paste the screen image into the document, this can be done with *control V* or from the top menu (home tab on word, left hand side).

Save the word document and print it if you want to, that provides evidence that you have completed the course successfully.

As Alexander Orlov the Meerkat says, '*Simples*'