






# NASL 2018 v2

# National Arena Swimming League



League		London		Division		Two		Round		Two		Date Number		Three														
Venue		Braintree		Braintree		Braintree		Date		10/11/2018		License number		3ER182077														
LANE 1		LANE 2		LANE 3		LANE 4		LANE 5		LANE 6		LANE 7		LANE														
Broxbourne B'		Potters Bar B'		Stevenage		Linslade		Braintree		Hitchin		Enfield B'																
DEFAULT POINTS TOTALS		OVERALL POINTS TOTAL																										
8 LANE 1600 7 LANE 1400		1372																										
EVENTS		TIME	PLACE	POINTS	TIME	PLACE	POINTS	TIME	PLACE	POINTS	TIME	PLACE	POINTS	TIME	PLACE	POINTS												
23	Girls	15/u	100m Butterfly		1:16.02	4	4	1:15.48	3	5	1:12.80	2	6	1:16.74	5	3	1:22.10	7	1	1:12.46	1	7	1:17.38	6	2	0:00.00		
			Reason for no points		Mollie Downes		Zoe Calle		Daisy Sandon		Victoria Hart		Sophia Milson		Freya Harwood		Millie Flannagan											
24	Boys	15/u	100m Butterfly		0:00.00			1:13.10	5	3	1:11.41	4	4	1:10.66	3	5	1:05.01	2	6	1:04.56	1	7	1:19.27	6	2	0:00.00		
			Reason for no points		Cristiano Barone		Jack Savage		Joshua Pagett		Finn Buryard		Morgan Foster		Matteo Lo Biundo		Arden Berat											
25	Ladies	Open	100m Backstroke		1:13.04	3	5	1:19.14	6	2	1:16.91	5	3	1:09.89	1	7	1:13.96	4	4	1:19.49	7	1	1:11.39	2	6	0:00.00		
			Reason for no points		Claire Massey		Harriet Newman		Courtney Cross		Amber Hill		Eloise Dockerty		Olivia Matfield		Emilia Zioltnick											
26	Mens	Open	100m Backstroke		1:13.65	6	2	1:14.90	7	1	1:12.62	5	3	1:00.73	1	7	1:01.01	2	6	1:03.41	3	5	1:07.27	4	4	0:00.00		
			Reason for no points		Rhys Dolan		Nathan Martell		Ryan Pocock		Thomas Pickering		Charlie Boden		Jamie Brackston		Marcin Paszek											
27	Girls	10/11 Years	50m Breaststroke		0:50.65	6	2	0:49.40	5	3	0:43.52	2	6	0:00.00			0:43.25	1	7	0:48.30	3	5	0:48.43	4	4	0:00.00		
			Reason for no points		Nicole Vecere		Olivia Czerniawska		Rhian Eryn Manela		Jemima Kimber		Hollie Heighes		Jessica Drury		Isabelle Dickens											
28	Boys	10/11 Years	50m Breaststroke		0:46.58	2	6	0:49.80	5	3	0:47.02	3	5	0:54.80	7	1	0:40.48	1	7	0:50.43	6	2	0:49.53	4	4	0:00.00		
			Reason for no points		Sam Safavi		Alexander Ball		Carl Guevan		Lewis Masson		Thomas Underdown		Luke Morley		Freddie Basantes Campos											
29	Girls	13/u	100m Butterfly		1:26.56	7	1	1:24.07	4	4	1:19.59	1	7	1:24.04	3	5	1:22.69	2	6	1:26.50	6	2	1:26.23	5	3	0:00.00		
			Reason for no points		Izzy Short		Keely White		Jessica Coleman		Skye Buryard		Ellie Cakebread		Evie Thompson		Ella Couzens											
30	Boys	13/u	100m Butterfly		1:46.30	7	1	1:18.24	4	4	1:17.47	3	5	1:16.14	1	7	1:16.91	2	6	1:30.38	5	3	1:34.26	6	2	0:00.00		
			Reason for no points		Jack Renouf		Jack Barnard		Max Hill		Billy Mead		Daniel Parker		Rowan Miller		Conor McCoole											
31	Girls	15/u	100m Freestyle		1:06.06	5	3	1:05.96	4	4	1:07.74	7	1	1:04.29	2	6	1:05.60	3	5	1:01.35	1	7	1:06.90	6	2	0:00.00		
			Reason for no points		Aimee Williams		Eliza Connery		Jessie Bird		Rebecca Knibb		Charlotte Hooks		Zoe Macdonald		Natasha Welch											
32	Boys	15/u	100m Freestyle		1:12.83	7	1	1:05.07	5	3	1:04.22	4	4	0:59.20	1	7	0:59.22	2	6	1:05.74	6	2	1:01.43	3	5	0:00.00		
			Reason for no points		Jack Pym		Callum Tilley		Jamie Brown		Ethan Gell		Morgan Foster		Cody Forster		Luke Bransby											
33	Ladies	Open	100m Breaststroke		1:24.95	4	4	1:28.96	6	2	1:20.51	1	7	1:22.89	2	6	1:26.20	5	3	1:24.34	3	5	1:33.46	7	1	0:00.00		
			Reason for no points		Abi Larkman		Suzanne Savage		Lucy Crocker		Megan Buryard		Rosie Henn		Lucy King		Isobel Georgiou											
34	Mens	Open	100m Breaststroke		1:11.45	2	6	1:11.52	3	5	1:25.25	7	1	1:12.51	4	4	1:08.21	1	7	1:12.53	5	3	1:22.15	6	2	0:00.00		
			Reason for no points		Danny Brinkley		Matthew Honeyman		Felix Ali		Joseph Talbot		Lee Peterson		Daniel English		Ismail Mert											
35	Girls	10/11 Years	50m Freestyle		0:38.90	6	2	0:35.90	5	3	0:34.59	3	5	0:34.47	2	6	0:31.93	1	7	0:35.45	4	4	0:45.41	7	1	0:00.00		
			Reason for no points		Darcy McMullins		Sophie Taylor		Annabelle Brown		Bethany Hamer		Harmonie Fry Olliff		Jemima Cross		Isabelle Dickens											
36	Boys	10/11 Years	50m Freestyle		0:36.52	4	4	0:35.32	3	5	0:34.73	2	6	0:37.33	5	3	0:34.54	1	7	0:38.53	6	2	0:38.62	7	1	0:00.00		
			Reason for no points		Sam Safavi		Danny Foreman		Jadon Walmsley		Edward Jackson		Collin Okusaga		Alexander Cairncross		Zac Harvey-Nguyen											
37	Girls	13/u	100m Freestyle		1:12.33	5	3	1:10.99	3	5	1:12.55	6	2	1:06.71	2	6	1:05.50	1	7	1:11.79	4	4	1:14.01	7	1	0:00.00		
			Reason for no points		Lily Rogers		Olivia Kavanagh		Heather Mann		Skye Buryard		Sophie Clerkin		Emily Cairncross		Kaye Wong											
38	Boys	13/u	100m Freestyle		1:21.69	7	1	1:08.18	3	5	1:10.38	5	3	1:04.84	1	7	1:05.87	2	6	1:09.03	4	4	1:14.44	6	2	0:00.00		
			Reason for no points		Hayden Thornhill		Jack Barnard		Marko Borgis		Jack Hill		Daniel Parker		Rowan Miller		Jaleel Yildiz											
39	Girls	15/u	100m Breaststroke		1:26.60	4	4	1:24.58	3	5	1:26.92	5	3	1:20.84	1	7	1:27.27	6	2	1:22.87	2	6	1:34.75	7	1	0:00.00		
			Reason for no points		Abi Larkman		Eliza Connery		Jessie Bird		Rebecca Knibb		Charlotte Hooks		Lucy King		Laila Mehmet-Ali											
40	Boys	15/u	100m Breaststroke		0:00.00			1:27.87	5	3	1:26.65	4	4	1:15.14	1	7	1:15.33	2	6	1:33.96	6	2	1:23.71	3	5	0:00.00		
			Reason for no points		Rohan Misir		Elliot Ball		Eldrick Manela		Ashton Neo		Samuel Rennie		George Lovelock		Alexander Gunning											
41	Ladies	Open	100m Freestyle		1:09.57	5	3	1:09.53	4	4	1:10.30	7	1	1:06.66	2	6	1:09.32	3	5	1:02.64	1	7	1:10.20	6	2	0:00.00		
			Reason for no points		Holly Atkins		Abigail Rock		Lucy Crocker		Lauren Avis		Poppy Summers		Matilda Turner		Emma Hatchett											
			100m Freestyle		1:03.21	7	1	0:59.79	5	3	1:00.60	6	2	0:57.30	2	6	0:58.13	4	4	0:55.71	1	7	0:57.33	3	5	0:00.00		

NASL.2018 v2		National Arena Swimming League																										
  		League			Division			Round			Date																	
		London			Braintree			Two			10/11/2018																	
DEFAULT POINTS TOTALS		DO NOT TIES ETC WILL CHANGE THESE FIGURES																										
8 LANE 1800		OVERALL POINTS TOTAL																										
7 LANE 1400		1372																										
EVENTS		TIME		PLACE		POINTS		TIME		PLACE		POINTS		TIME		PLACE		POINTS										
42	Mens	Open	Gareth Thomas		Matthew Honeyman		Ryan Pocock		Daniel Chandler		Charles Rennie		Jamie Brackston		Joseph Murphy													
Reason for no points																												
43	Girls	9 /11 Years	4 x 50m Medley Relay		0:00.00			3:10.85	4	4	2:38.82	2	6	0:00.00			2:32.76	1	7	2:58.13	3	5	0:00.00			0:00.00		
Reason for no points			6.4										7.6										Overage swimmer					
44	Boys	9 /11 Years	4 x 50m Medley Relay		2:58.63	3	5	0:00.00			2:55.39	2	6	3:05.66	5	3	2:51.67	1	7	2:59.82	4	4	0:00.00			0:00.00		
Reason for no points					6.4																		8.2					
45	Girls	13/u	4 x 50m Freestyle Relay		2:20.63	7	1	2:13.46	4	4	2:17.39	6	2	2:09.77	3	5	2:08.65	2	6	2:06.91	1	7	2:14.50	5	3	0:00.00		
Reason for no points																												
46	Boys	13/u	4 x 50m Freestyle Relay		2:32.98	7	1	2:08.87	2	6	2:09.81	4	4	1:58.76	1	7	2:09.06	3	5	2:28.51	6	2	2:13.94	5	3	0:00.00		
Reason for no points																												
47	Girls	15/u	4 x 50m Medley Relay		2:31.73	7	1	2:20.12	3	5	2:23.63	5	3	2:17.67	1	7	2:21.52	4	4	2:17.93	2	6	2:23.89	6	2	0:00.00		
Reason for no points																												
48	Boys	15/u	4 x 50m Medley Relay		2:30.97	7	1	2:22.27	5	3	2:14.46	3	5	2:02.13	1	7	2:06.14	2	6	2:23.58	6	2	2:15.72	4	4	0:00.00		
Reason for no points																												
49	Ladies	Open	6 x 50m Freestyle Relay		3:08.13	5	3	3:09.36	7	1	3:08.62	6	2	3:02.70	2	6	3:06.24	4	4	2:58.63	1	7	3:05.35	3	5	0:00.00		
Reason for no points																												
50	Mens	Open	6 x 50m Freestyle Relay		3:02.72	7	1	2:47.54	5	3	2:57.64	6	2	2:36.87	1	7	2:37.37	2	6	2:39.74	3	5	2:40.56	4	4	0:00.00		
Reason for no points																												
<b>TOTALS OF ALL PLACES PER CLUB</b>			1st		1st		1st	3	1st	20	1st	17	1st	9	1st	1	1st											
			2nd	2	2nd	4	2nd	12	2nd	12	2nd	13	2nd	6	2nd	1	2nd											
			3rd	3	3rd	10	3rd	9	3rd	6	3rd	8	3rd	7	3rd	7	3rd											
			4th	6	4th	15	4th	6	4th	3	4th	7	4th	6	4th	7	4th											
			5th	9	5th	12	5th	9	5th	4	5th	2	5th	7	5th	6	5th											
			6th	7	6th	3	6th	7	6th	2	6th	1	6th	12	6th	12	6th											
			7th	17	7th	2	7th	4	7th	1	7th	2	7th	2	7th	9	7th											
			8th		8th		8th		8th		8th		8th		8th		8th											
			Broxbourne 'B'		Potters Bar 'B'		Stevenage		Linslade		Braintree		Hitchin		Enfield 'B'													
POINTS AT EVENT 10			23		31		43		62		54		35		25													
POINTS AT EVENT 18			40		61		76		102		98		72		46													
POINTS AT EVENT 26			54		91		115		145		139		102		65													
POINTS AT EVENT 34			78		119		151		181		186		131		88													
POINTS AT EVENT 42			96		152		177		229		230		167		106													